



GRAPHIC DESIGNING

DURATION

3 Months

TRAINING MODE

Online / Offline

ARROW MULTIMEDIA

Photoshop with AI Course Content

Module 1: Photoshop Basics

- Interface & workspace overview
- File formats & resolutions
- Understanding layers & masks
- Selection tools & image cropping



Module 2: Image Editing & Retouching

- Color correction
- image adjustments
- Removing background using AI tools
- Retouching skin, hair, and objects
- Content-Aware Fill
- Generative AI features

Module 3: Creative Design Projects

- Poster & flyer design
- Social media creatives
- Photo manipulation techniques
- Text effects & blending options

Module 4: AI-Powered Features

- Text-to-image generation
- Auto-fill with generative AI
- AI-powered object removal & enhancements

Module 5: Advanced Tools & Features

- Smart objects & filters
- Adjustment layers
- Layer styles & blending modes
- Brush tools & custom brush creation

Module 5: Exporting & File Management

- Saving for web & print
- Exporting in different formats
- Creating mockups & presentations

Adobe Illustrator with AI Course Content

Module 1: Getting Started with Illustrator

Illustrator interface & workspace setup
Using artboards and setting up documents
Basic shapes and shape building tools



Module 2: Illustrator Basics

Vector vs raster graphics
Artboards, shapes, paths, and strokes
Pen tool mastery & pathfinder functions
Typography basics

Module 3: Drawing & Illustration Tools

Mastering the Pen Tool & curvature tool
Freehand drawing with Pencil & Paintbrush tools
Working with strokes, fills, gradients, and patterns
Using the Pathfinder panel for shape manipulation

Module 4: Logo & Branding Design

Creating professional logos
Icon design for apps/web
Business cards & letterheads
Color palettes and gradient
Typography & Text Design
Logo & Branding Design

Module 5: Illustrations & Infographics

Flat design & character illustration
Isometric design techniques
Infographic & UI graphic creation

Module 6: AI Integration in Illustrator

Auto-trace sketches into vectors
Font recognition from images
Color palette suggestions from images

our student portfilo links

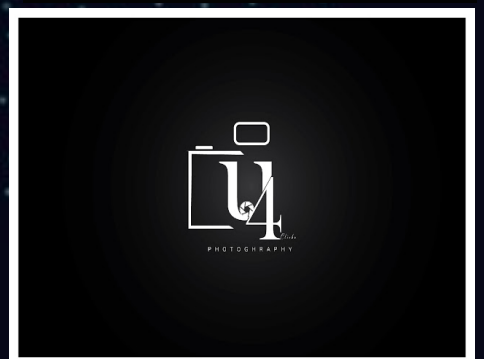
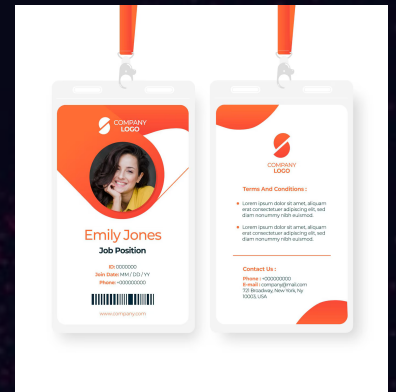
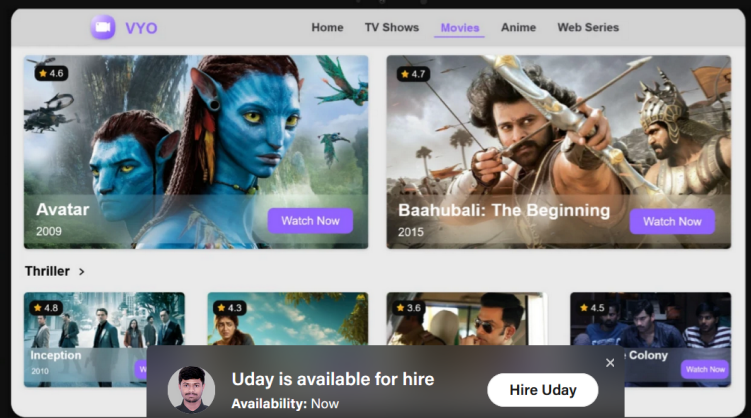
<https://gouthamipalhati24.blogspot.com/2020/04/blog-post.html>

<https://www.behance.net/satyanarendra/projects>

<https://www.behance.net/yallasivaram7482>

<https://www.behance.net/udaychandra7>

<https://www.behance.net/nitishasanaboy#>



COURSE HIGHLIGHTS

Comprehensive Curriculum: This course focuses on hands-on training using industry-standard tools

Industry-Relevant Tools: Learn tools like Adobe Photoshop and Adobe Illustrator, Illustrator, and more.

Portfolio: Build Your Own Design Portfolio

Career Support: Resume building, mock interviews, and placement assistance with top design companies.

Expert Trainers: Learn from experienced industry background, Realtime Classroom Training, Project and Task Based.

Internship Opportunities: Get real-world exposure through internships and client-based projects.

Flexible Learning Modes: Online & Offline classes available with weekend batch options.

ROLLS & CAREERS

Graphic Designer
Visual Designer
Creative Designer
Branding Specialist

Print Media Designer
Layout Artist
Advertising Designer
Packaging Designer

TRAINING MODE

ONLINE

OFFLINE

CERTIFICATE

Arrow Provide Certification for course Completion

We Cover AI Tools

Introduction to AI in Design:

Understand how AI is transforming the Graphic design

AI-Powered Tools Outside Adobe

Canva AI tools: Magic Resize, Magic Write, Design Suggestions

Remove.bg – One-click background removal

Midjourney / DALL·E – Text-to-image creative exploration

Runway ML – Video editing with AI for motion graphics

AI for Branding & Logo Design

AI logo generators – how they work

Top AI Tools for Graphic Design

A photograph of a person's hands working on a laptop. The laptop screen displays a design interface with the letters 'AI' prominently. The scene is lit with a cool blue light, and a pen is visible on the desk next to the laptop. A yellow horizontal line is positioned below the main title text.

Final Outcomes of the Course

Mastery in Photoshop & Illustrator

Complete knowledge of photo editing, retouching, vector design, logo creation, and layout design.

Hands-on Experience with AI Tools

Create designs faster using Adobe Firefly, Sensei, and AI-based content generators.

Creative Thinking & Concept Development

Ability to take an idea and convert it into visual communication.

Professional Design Portfolio

Create and showcase your own portfolio with real-time projects like logos, posters, brochures, and social media designs.

Job-Ready Skills

Prepared for roles in advertising, media, startups, agencies, and freelance platforms.

Practical Software Knowledge

Confident usage of Photoshop, Illustrator, Canva AI, Remove.bg, ChatGPT, and other tools.

Freelancing & Online Income Readiness

Ability to work as a freelancer on platforms like Fiverr, Upwork, Freelancer, and social media.

Branding & Marketing Design Skills



9030041189

WWW.ARROW-MULTIMEDIA.COM